



## Type 1TU

### Element Filter Housing

The filter housing type 1TU are easy and safe to handle welded constructions of stainless steel to install a large filter element *acuraTube*. They consist of a shell with casted hinged lid. The filter element is sealed reliably over a removable adapter on the bottom of the vessel. For the filter change, no additional tools are required. The housings are design with smooth surface inside, that allows the use in many critical application like painting and coating. The product inlet is located sidewise to the shell, the outlet is located opposite to the lower flat bottom. Optionally available with sidewise outlet on the same side. Additional connections allow quick installation of a differential pressure gauge. The filter housings are electropolished inside and outside and delivered with adjustable legs.

#### TECHNICAL DATA

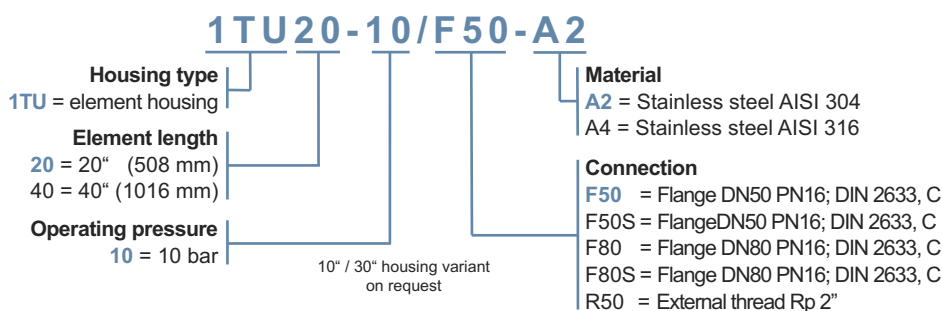
1TU

Inlet and outlet connection (N1/N2)	DN50 / DN80 / R2"
Vent (N3)	Rp 1/2
Drain (N4, N5)	Rp 3/4
Differential pressure (N6, N7)	Rp 1/4
Material	Stainless Steel AISI 304 / AISI 316
Gasket	O-ring FPM*
Max. operating pressure	10 bar
Max. operating temperature	-10/+80°C
Internal cartridge diameter	min. 112 mm

\* other gasket materials on request

#### ORDERING INFORMATION FOR ELEMENT HOUSINGS

1TU



#### CONSTRUCTION

- Declaration of conformity acc. DGRL 2014/68/EU • Classification acc. Art.4, Paragraph 3
- Approved for the operation with fluids only of group 2 (not dangerous)

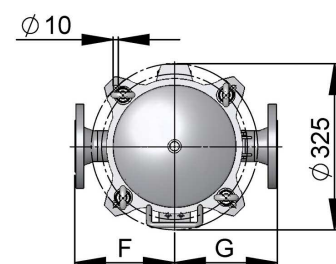
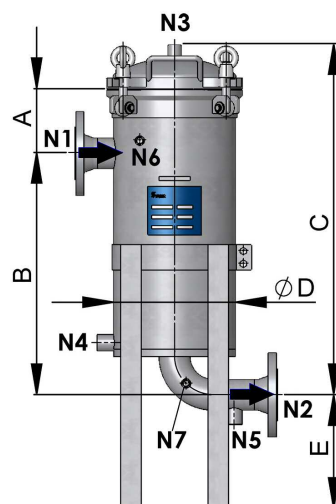
#### DIMENSIONS

Optional: with sidewise located outlet

Housing type	Connection IN/OUT (N1/N2)	A (mm)	B (mm)	C (mm)	D (mm)	E (mm)	F (mm)	G (mm)
1TU20-10/G50	Ext. thread R2"	125	474	688	Ø238	max. 348	162	206
1TU20-10/F50	DN50 PN16	125	474	688	Ø238	max. 348	195	201
1TU40-10/F80	DN80 PN16	125	1019	1233	Ø238	max. 308	225	244

Subject to technical alterations.  
AL1062-01-E

**acuraLine®**



#### OPTIONAL

differential pressure gauge mounted

